


### SR-8 - Sensor Socket for TGS38xx-series Sensors

#### Features:

- \* Durable for over 500 insertions and removals
- \* Firmly fixes sensor into place
- \* Contains tab to prevent incorrect insertion of socket
- \* Structure prevents incorrect insertion of sensor into socket

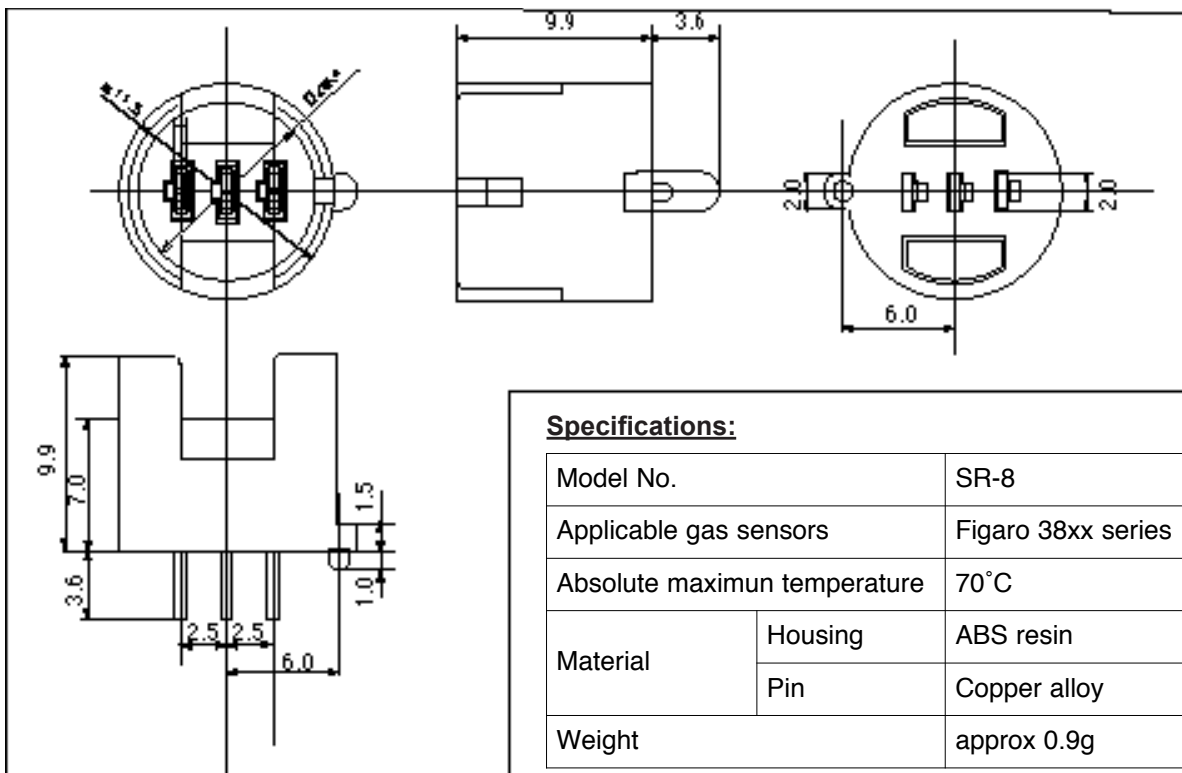
#### Applications:

- \* For use in preheating racks, test and calibration equipment
- \* For use in finished products

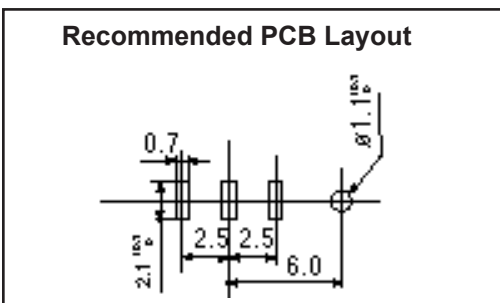


SR-8 is a reliable and durable socket supplied by Figaro, designed specifically for usage with the TGS38xx series of gas sensors.

#### Structure and Dimensions



#### Recommended PCB Layout



#### Assembly Instructions:

The pins of the SR-8 are not permanently affixed to the socket. The socket should be soldered onto a PCB as follows:

1. Insert TGS38xx sensor into socket
2. Insert socket onto PCB
3. Affix socket to PCB by soldering
4. Withdraw sensor from socket

FIGARO USA INC.  
 121 S. Wilke Rd. Suite 300  
 Arlington Heights, IL 60005 USA  
 Tel: 847-832-1701  
 Fax: 847-832-1705  
 email: [figarousa@figarosensor.com](mailto:figarousa@figarosensor.com)